

IMPACT REPORT

SEPTEMBER 2024



Do Justice | Love Kindness | Walk Humbly

This report includes information about Border Servant Corps hospitality services for DHS-released migrants in the El Paso Sector (Las Cruces, NM & El Paso, TX) since activating in a 24/7 capacity from September 2021 through September 2024.

144,302

Asylum-Seekers Served since Fall 2021



54,390
Children



46,609
Women



43,303
Men



Micah 6:8

“What does the Lord require of you, but to **do justice**, **love kindness**, and **walk humbly** with your God?”

Services Provided to Asylum-Seekers

Short-Term Hospitality

Food, Clothing, Shelter, Hygiene Items, Medical Attention, Children’s Programming, and more



Employment Authorization

Work permits for adults and social security cards for children issued within 2-4 weeks via USCIS



Travel Arrangement Assistance

to reach their U.S.-based sponsor + smooth navigation through the Airport


















Potential Resettlement Sponsors

Guests with greater vulnerabilities are directed to our Resource Specialists

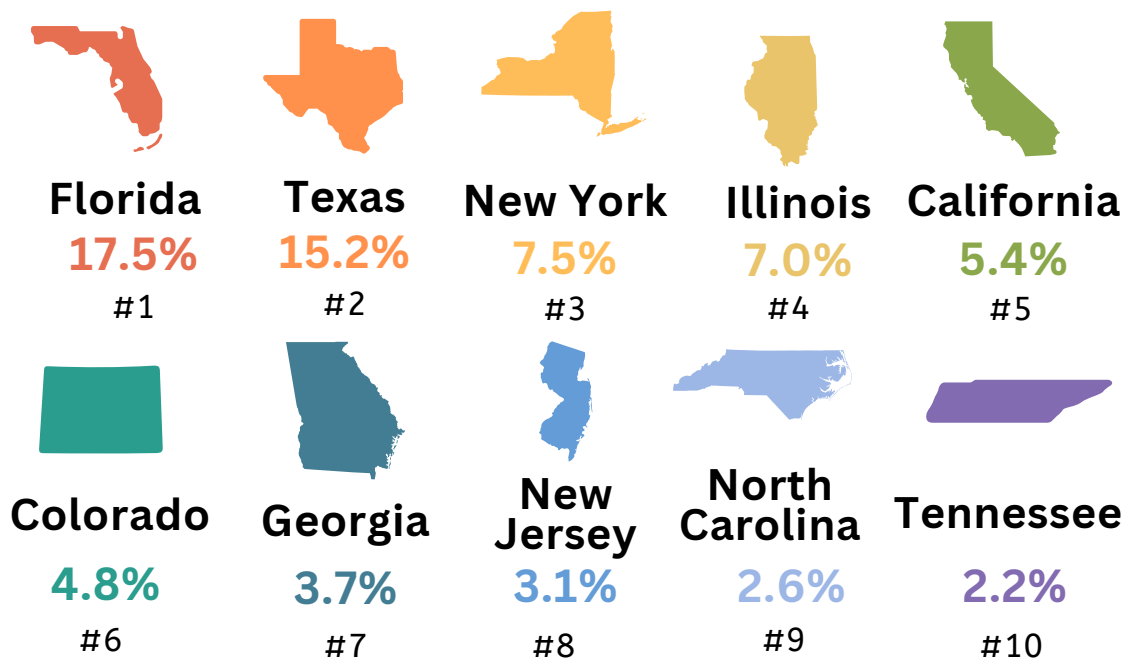


Top Countries of Origin Served

1. Venezuela 36,320 Guests		25.2%	9. Brazil 6,801 Guests		4.7%
2. Cuba 16,477 Guests		11.4%	10. Honduras 5,307 Guests		3.7%
3. Colombia 16,190 Guests		11.2%	11. Turkey 3,812 Guests		2.6%
4. México 13,617 Guests		9.4%	12. Peru 3,024 Guests		2.1%
5. Guatemala 9,404 Guests		6.5%	13. El Salvador 2,415 Guests		1.7%
6. Ecuador 9,389 Guests		6.5%	14. Bolivia 1,262 Guests		0.9%
7. Haiti 8,473 Guests		5.9%	15. DOM REP 832 Guests		0.6%
8. Nicaragua 7,341 Guests		5.1%			

September '21 to September '24: Nationality Demographics of All Arrivals

Top 10 Final Destinations



Onward Movement Cost



The median amount guests paid for an airplane ticket was **≈ \$252.13 / person**

Approximately 58% of guests that come to BSC move onward via airplanes. An estimated \$20.9M has been spent by guests since the Fall of 2021.

\$20,911,662

Airline Statistics

Airlines used by **51,033 Guests** from May '23 - Sep. '24

1. American Airlines 	19,321 guests
2. UNITED 	9,667 guests
3. Southwest 	8,318 guests
4. FRONTIER 	7,715 guests
5.  DELTA	4,530 guests
6. Alaska 	1,299 guests
7.  allegiant	183 guests

Expedited Pathway to Self-Sufficiency



Since November 2023, **49,277 guests** have received **expedited biometric processing** thanks to USCIS's co-location with BSC.

Since mid-March 2024, **2,928 guests** have received **in-person legal assistance** at both of our hospitality centers to complete their **Employment Authorization Document (EAD)** applications, thanks to partnerships with over 10 local and national law offices, organizations, and immigration lawyers. Adults receive work permits, and children are issued social security cards, all within 2-4 weeks.



CUNY SCHOOL OF LAW



Hospitality Center Timeline

1



2018: CHURCH-BASED

Activated at Peace Lutheran Church, utilizing volunteers and donations, receiving **30 migrants per week**; 1-2 weeks per month. Deactivated in November 2019 due to decreased releases.

2



2019: EXPANDED WEEKEND CAPACITY

Added La Quinta Hotel, receiving **50-75 migrants per weekend**. Deactivated in August 2019 in response to decreased releases (new immigration policy: Migrant Protection Protocols).

3



2021: 24/7 RECEPTION & AIRPORT ACTIVATION

Activated at Rodeway Inn, receiving **350 migrants per week** in a non-congregate setting. Activated Airport Navigation Team at the El Paso International Airport.

4



2022: CONGREGATE CAMPUS

Shifted reception to congregate building, initially receiving **700 migrants per week**; increasing to **1,525 migrants per week mid-year**.

5



2023: PORT OF ENTRY OPERATIONS, USCIS CO-LOCATION & ARIZONA DECOMPRESSION

Activated the Port of Entry Reception Site in El Paso, TX to receive CBP One™ migrants, receiving **200 migrants per day**, with USCIS co-located to complete **biometrics** to speed up work authorization. Began assisting with Arizona **NGO decompression efforts**.

6



2024: EXPANDED CAPACITY IN EL PASO

Activated 24/7 campus in El Paso in January; new standard reception capacity of **4,200 migrants per week**. Began Employment Authorization Document (EAD) clinics with local nonprofit immigration law partners.

7



2025 & BEYOND: MOVING FORWARD

Building a safe and sustainable **Arc of Services** for migrants – partnering with governmental agencies, employers, and service providers across the country – to expedite **migrant self-sufficiency**.

Annual Guest Totals

2021

2,259 guests

564 guests / month average



2022

38,477 guests

3,206 guests / month average



2023

53,457 guests

4,454 guests / month average



2024

January -
September

50,109 guests
... and counting!

5,568 guests / month average



TOTAL

2021 -
September 2024

144,302 guests

... ready for the rest
of 2024 and beyond!

48,101 guests / year average



Disclaimer: All numbers reported are sourced from our case management intake system developed by Border Servant Corps. All statistics and information are for the sole use of BSC employees or approved partners. BSC statistical models allow for some degree of statistical confidence below 100%.

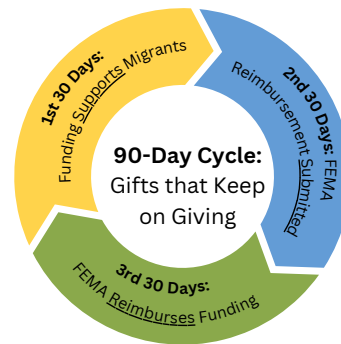
Thank You, Follow & Support

It is a gift to **open our doors** every day to people— young and old – seeking a space of **safety and respite**.

We send a **heartfelt thank you** to all who support our **mission** and the work we do to **serve** the migrant population.



Please take a moment to view our **Guest Experience Video** by **focusing your phone camera on the QR code**.



Donations to BSC Hospitality Services

Every \$1 Donation = \$4 per Year in Perpetuity

FEMA's granting cycle means that for **every reimbursable dollar spent** to support migrants, funding **returns again and again** as long as grant funds are available. **BSC's stewardship** of FEMA funding has meant BSC has never had to ask for more funds within a granting period to support migrants.



A donation to BSC is a donation to support **many migrants for years to come!**

At Border Servant Corps, we are committed to providing **compassionate support** and **building partnerships** to assist asylum seekers on their journey to **safety** and **security**.

✉ info@bscnm.org

🌐 borderservantcorps.org

📷 @Border Servant Corps